

## New Zealand Society of Animal Production online archive

This paper is from the New Zealand Society for Animal Production online archive. NZSAP holds a regular annual conference in June or July each year for the presentation of technical and applied topics in animal production. NZSAP plays an important role as a forum fostering research in all areas of animal production including production systems, nutrition, meat science, animal welfare, wool science, animal breeding and genetics.

An invitation is extended to all those involved in the field of animal production to apply for membership of the New Zealand Society of Animal Production at our website [www.nzsap.org.nz](http://www.nzsap.org.nz)

[View All Proceedings](#)

[Next Conference](#)

[Join NZSAP](#)

The New Zealand Society of Animal Production in publishing the conference proceedings is engaged in disseminating information, not rendering professional advice or services. The views expressed herein do not necessarily represent the views of the New Zealand Society of Animal Production and the New Zealand Society of Animal Production expressly disclaims any form of liability with respect to anything done or omitted to be done in reliance upon the contents of these proceedings.

This work is licensed under a [Creative Commons Attribution-NonCommercial-NoDerivatives 4.0 International License](http://creativecommons.org/licenses/by-nc-nd/4.0/).



You are free to:

**Share**— copy and redistribute the material in any medium or format

Under the following terms:

**Attribution** — You must give [appropriate credit](#), provide a link to the license, and [indicate if changes were made](#). You may do so in any reasonable manner, but not in any way that suggests the licensor endorses you or your use.

**NonCommercial** — You may not use the material for [commercial purposes](#).

**NoDerivatives** — If you [remix, transform, or build upon](#) the material, you may not distribute the modified material.

<http://creativecommons.org.nz/licences/licences-explained/>

# Milk production and plasma prolactin levels in spring- and autumn-lambing ewes

S.W. PETERSON, D.D.S. MACKENZIE AND S.N. MCCUTHCEON

Department of Animal Science, Massey University, Palmerston North

**Keywords** Milk yield, prolactin, season, lamb growth

## INTRODUCTION

Ovine prolactin (oPrI) is essential to normal lactogenesis in ewes. Abolition of oPrI secretion during late pregnancy using bromoergocriptine reduces subsequent milk yields (MY) (Kann, 1976; Hooley *et al.*, 1978). Plasma oPrI levels in dry ewes are primarily determined by photoperiod, reaching minimal levels in autumn, remaining low throughout winter and spring and rising to peak in summer (Munro *et al.*, 1980). In pregnant ewes this pattern is interrupted by a peak at parturition. Level of nutrition is not expected to affect oPrI levels in pregnant ewes since marked underfeeding or ad libitum feeding did not affect oPrI levels in ovariectomized ewe lambs (Foster *et al.*, 1989). High endophyte levels in pasture depressed oPrI levels in grazing sheep (Fletcher and Barrell, 1984) and may contribute to lower autumn MY. Other dietary factors may also affect oPrI levels. The trials described here were designed to determine whether autumn-lambing (AL) ewes have lower MY than spring-lambing (SL) ewes and if this is associated with lower autumn oPrI levels or dietary differences.

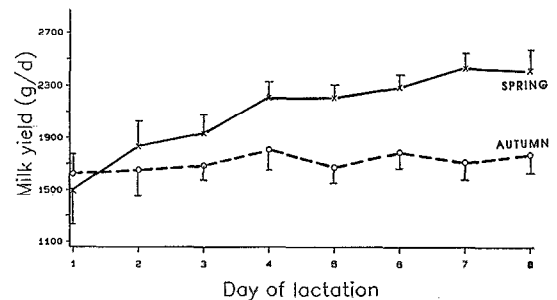
## MATERIALS AND METHODS

In trial 1 (1987-88) MY was measured in 9 August-lambing (5 single, 4 twin) and 8 April-lambing (4 single, 4 twin) housed Border Leicester x Romney ewes fed cut pasture (67%) and hay (33%) to individual ME requirements from 21d prepartum. Photoperiod was set at 18:6 and plasma was collected by venipuncture 3 times daily at 5d intervals from 21 days prepartum and mean daily oPrI levels calculated. MY was measured on the first 8 days of lactation after a 6 hr (approx)

separation from lambs when ewes were milked using oxytocin (1-2 i.u.), a milking machine and hand stripping. In trial 2 (1989-90) 10 August-lambing (7 single, 3 twin) and 10 April-lambing (7 single, 3 twin) ewes were used. This trial differed from trial 1 in that ewes were fed chaffed meadow hay (50%) and sheep nuts (50%) from the same batches in both seasons. One plasma sample was collected on each sampling day and lamb growth was recorded weekly.

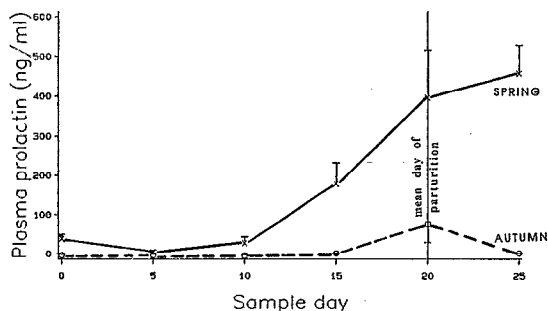
## RESULTS

In trial 1 SL ewes had higher ( $P < 0.01$ ) mean daily MY ( $2082 \pm 133$  g) than AL ewes ( $1732 \pm 92$  g) over the first week of lactation (Figure 1).



**FIG 1** Trial 1: Comparison of spring and autumn milk yields in ewes fed fresh pasture and hay.

On day 7 SL ewes produced 42% more than AL ewes ( $2456 \pm 125$  g vs  $1736 \pm 113$  g). SL ewes had higher ( $P < 0.01$ ) oPrI levels over the sampling period (Figure 2).



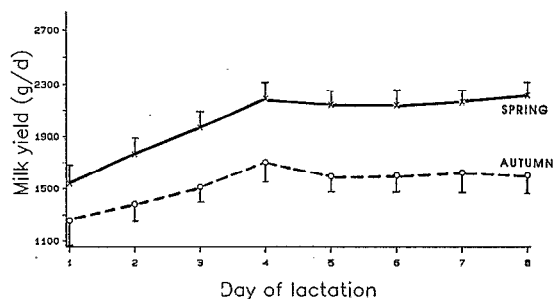
**FIG 2** Trial 1: Comparison of spring and autumn plasma prolactin levels in ewes fed fresh pasture and hay.

Mean plasma oPrI levels at parturition were  $405 \pm 117$  and  $85 \pm 50$  ng/ml in SL and AL ewes respectively. Mean postpartum liveweights (PPLWT) did not differ between SL ( $60.4 \pm 1.2$  kg) and AL ( $62.1 \pm 5.9$  kg) ewes. Lamb birthweights were higher ( $P=0.07$ ) in spring ( $4.47 \pm 0.23$  kg) than in autumn ( $3.80 \pm 0.28$  kg) and lamb growth rates over the first week were higher ( $P=0.05$ ) in spring ( $227 \pm 18$  g/d) than in autumn ( $184 \pm 13$  g/d) resulting in spring lambs being 1.00 kg heavier ( $P<0.001$ ) at 7 days than autumn lambs.

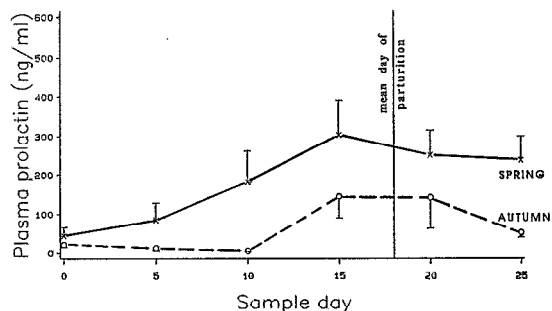
In trial 2 SL ewes again had higher ( $P=0.001$ ) mean daily MY ( $2013 \pm 119$  g) than AL ewes ( $1553 \pm 108$  g) over the first week (Figure 3).

On day 7 SL ewes produced 33% more than AL ewes ( $2189 \pm 104$  g vs  $1651 \pm 135$  g). SL ewes also had higher ( $P<0.01$ ) oPrI levels over the 25d period (Figure 4).

Mean oPrI levels 3 days prepartum were  $312 \pm 85$  ng/ml and  $152 \pm 57$  ng/ml in SL and AL ewes respectively. However, due to summer pasture shortages, the mean PPLWT of SL ewes ( $62.2 \pm 1.68$  kg) was higher ( $P<0.001$ ) than that of AL ewes ( $52.9 \pm 1.07$  kg). Over the trial period SL ewes had a higher mean energy deficit (difference between ME requirement and ME intake) ( $106 \pm 19$  MJME) than AL ewes ( $73 \pm 9$  MJME) ( $P<0.01$ ). Mean spring ( $4.34 \pm 0.25$  kg) and autumn ( $3.76 \pm 0.34$  kg) birthweights did not differ significantly but spring lambs grew faster ( $284 \pm 15$  g/d) than autumn lambs ( $206 \pm 22$  g/d) to age 28 d ( $P<0.001$ ).



**FIG 3** Trial 2: Comparison of spring and autumn milk yields in ewes fed the same diet in both seasons.



**FIG 4** Trial 2: Comparison of spring and autumn plasma prolactin levels in ewes fed the same diet in both seasons.

## DISCUSSION

The lower MY and oPrI levels in AL ewes in both trials suggest that the reduced MY and lamb growth rates are associated with lower oPrI rather than dietary differences. However, the confounding effect of PPLWT differences in trial 2 prevents clear conclusions being reached regarding the cause of reduced MY. Current trials in which supplementary oPrI is administered to AL ewes may confirm a causal relationship between oPrI levels and MY. Lower growth rates in autumn lambs have been reported by Cruickshank and Smith (1989) and may be influenced by factors, in addition to milk yield, such as lamb prenatal and neonatal oPrI levels which also respond to prenatal photoperiod

(Bassett *et al.*, 1988; Ebling *et al.*, 1989). Further work is required to establish causal relationships among oPrl levels, milk yields, birthweights and lamb growth.

## REFERENCES

- Bassett J.M.; Bomford J.; Mott J.C. 1988. Photoperiod: An important regulator of plasma prolactin concentration in fetal lambs during late gestation. *Quarterly Journal of Experimental Physiology* 73: 241-244.
- Cruickshank G.J.; Smith J.F. 1989. The growth of lambs throughout the year in the Waikato. *Proceedings of the New Zealand Society of Animal Production* 49: 277-280.
- Ebling F.J.P.; Wood R.I.; Suttie J.M.; Adel T.E.; Foster D.L. 1989. Prenatal photoperiod influences neonatal prolactin secretion in the sheep. *Endocrinology* 125: 384-391.
- Foster D.L.; Ebling F.J.P.; Micka A.F.; Vannerson L.A.; Bucholtz D.C.; Wood R.I.; Suttie J.M.; Fenner D.E. 1989. Metabolic interfaces between growth and reproduction. I. Nutritional modulation of gonadotropin, prolactin, and growth hormone secretion in the growth-limited female lamb. *Endocrinology* 125: 342-350.
- Fletcher L.R.; Barrell G.K. 1984. Reduced liveweight gains and serum prolactin levels in hoggets grazing ryegrasses containing lolium endophyte. *New Zealand Veterinary Journal* 32: 139-140.
- Hooley R.D.; Campbell J.J.; Findlay J.K. 1978. The importance of prolactin for lactation in the ewe. *Journal of Endocrinology* 79: 301-310.
- Kann G. 1976. Inhibition of prolactin secretion in the ewe by 2-Br-ergocryptine during pregnancy or early lactation: effect on milk yield. *Proceedings of the Fifth International Congress of Endocrinology*: 251.
- Munro C.J.; McNatty K.P.; Renshaw L. 1980. Circa-annual rhythms of prolactin secretion in ewes and the effect of pinealectomy. *Journal of Endocrinology* 89: 83-89.