

## New Zealand Society of Animal Production online archive

This paper is from the New Zealand Society for Animal Production online archive. NZSAP holds a regular annual conference in June or July each year for the presentation of technical and applied topics in animal production. NZSAP plays an important role as a forum fostering research in all areas of animal production including production systems, nutrition, meat science, animal welfare, wool science, animal breeding and genetics.

An invitation is extended to all those involved in the field of animal production to apply for membership of the New Zealand Society of Animal Production at our website [www.nzsap.org.nz](http://www.nzsap.org.nz)

[View All Proceedings](#)

[Next Conference](#)

[Join NZSAP](#)

The New Zealand Society of Animal Production in publishing the conference proceedings is engaged in disseminating information, not rendering professional advice or services. The views expressed herein do not necessarily represent the views of the New Zealand Society of Animal Production and the New Zealand Society of Animal Production expressly disclaims any form of liability with respect to anything done or omitted to be done in reliance upon the contents of these proceedings.

This work is licensed under a [Creative Commons Attribution-NonCommercial-NoDerivatives 4.0 International License](https://creativecommons.org/licenses/by-nc-nd/4.0/).



You are free to:

**Share**— copy and redistribute the material in any medium or format

Under the following terms:

**Attribution** — You must give [appropriate credit](#), provide a link to the license, and [indicate if changes were made](#). You may do so in any reasonable manner, but not in any way that suggests the licensor endorses you or your use.

**NonCommercial** — You may not use the material for [commercial purposes](#).

**NoDerivatives** — If you [remix, transform, or build upon](#) the material, you may not distribute the modified material.

<http://creativecommons.org.nz/licences/licences-explained/>

## Accumulation of cadmium in kidney and liver tissue of the suckling Romney lamb from parturition to early weaning

J.R. ROUNCE, N.D. GRACE AND J. LEE

Dairy and Beef Division, AgResearch, Private Bag 11008, Palmerston North, New Zealand.

### INTRODUCTION

In earlier work we investigated the accumulation of cadmium (Cd) in the developing foetus and compared the movement of Cd with that of zinc (Zn) into the liver and kidney. Concentrations of Cd in foetal tissue were extremely low, although there was a small flux across the placenta at about 100d of development concomitant with that for Zn. There was no relationship of foetal Cd with the Cd status of the mother. It was only after parturition that Cd concentrations in liver and kidney started to increase (Rounce *et al.*, 1995). We also showed that the rate of Cd accumulation in weaned animals was greatest at an early age when growth rates were also at or near their peak (Lee *et al.*, 1996). The aim of this study was to define Cd accumulation in tissues of Romney neonates, as affected by relative Cd concentrations in pasture and milk from parturition to weaning.

### MATERIALS AND METHODS

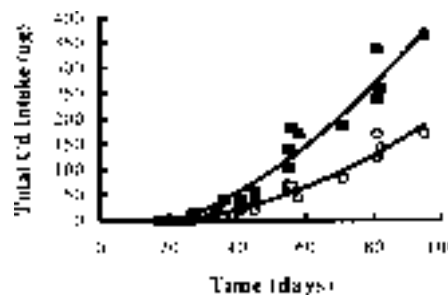
Six groups of 8 Romney ewes and their offspring were raised on either a low Cd ( $0.21 \pm 0.07 \mu\text{g Cd/g DM}$ ) or high Cd ( $0.33 \pm 0.03 \mu\text{g Cd/g DM}$ ) pasture in 3 replicates. Subgroups of lambs of known birth date were slaughtered every 3 weeks over the experimental period. Cadmium in liver, kidney, milk and faeces was determined by Zeeman electrothermal atomic absorption spectrometry.

### RESULTS

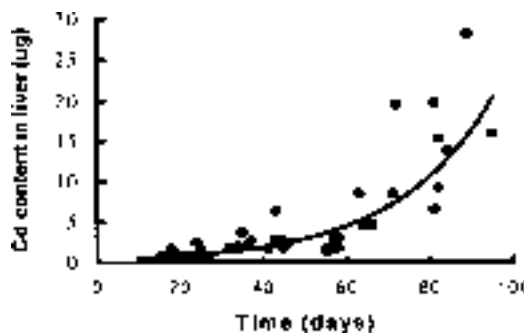
Cadmium concentrations (mean $\pm$ se) in the ewes milk were  $0.26 \pm 0.02$  and  $0.40 \pm 0.08 \text{ ng Cd/g DM}$  for animals from the low and high Cd pastures respectively. There was a significant relationship between Cd in the ewes milk and pasture Cd. Cadmium in milk was a major portion of total dietary Cd for the lambs up to about 25 days of age, after which Cd in pasture increasingly became the major dietary source. Intake of Cd from pasture was estimated from Cd in faeces, which was measurable only after 25 days. Overall mean ( $\pm$ se) faecal Cd concentrations were;  $0.50 \pm 0.09$  and  $1.16 \pm 0.18 \mu\text{g Cd/g DM}$  for lambs raised on the low and high Cd pastures respectively. Combined Cd intake over the experimental period is shown in Fig 1.

The concentration and total content of Cd in liver and kidney tissue increased with time, but after rumen development (approximately 60 days of age) a marked increase in the rate of Cd accumulation in liver tissue was observed (Fig. 2) concomitant with an accelerated increase in organ weights. This relationship was best described by the function,  $y = 0.337\exp(0.043 \cdot \text{Time})$ ,  $R(\text{sq}) = 0.77$ . Overall Cd

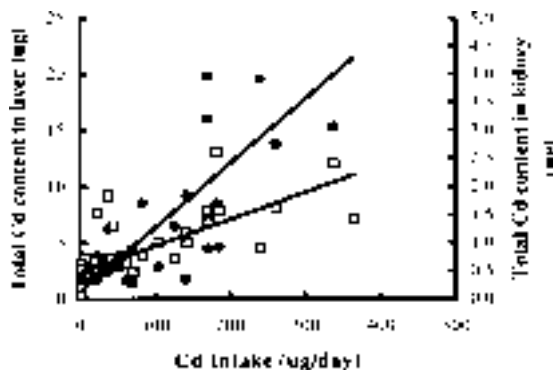
**FIGURE 1:** Total Cd intake (pasture plus milk) for suckling lambs of ewes grazing pasture of either low (○) or high (■) Cd content.



**FIGURE 2:** Total Cd in the liver of suckling lambs from birth to weaning. Intake of pasture increases from about 30 days onwards.



**FIGURE 3:** Total Cd content in liver (●) and kidney (□) of suckling lambs as a function of Cd intake, estimated from faecal Cd, pasture and milk intake (Grace and Watkinson 1988). Linear regressions have significant R(sq) values of 0.745 and 0.544 (P<0.001) for liver and kidney respectively.



content in the livers were:  $3.92 \pm 1.16$  and  $6.01 \pm 1.59 \mu\text{g Cd}$  (NS), and kidneys;  $0.60 \pm 0.09$  and  $1.07 \pm 0.16 \mu\text{g Cd}$  ( $P < 0.001$ ), for lambs from the low and high Cd pastures respectively. The relationship between organ Cd content and Cd intake is given in Figure 3.

## CONCLUSION

When lambs were predominantly milk fed the Cd content of the milk was sufficient to account for the observed Cd content of liver and kidney only if the proportion of Cd absorbed from the milk was high (>90%). By comparison, although net absorption of Cd from pasture is <1% (Lee *et al.*, 1996), the larger dietary intake of Cd from increasing amounts of pasture incorporated in their diet, resulted in much greater accumulation of Cd in liver and kidney of the suckling lamb.

## REFERENCES

- Rounce, J.R., Lee, J., Treloar, B.P., Grace, N.D. and Sinclair, B.R. (1995). *Proceedings of the New Zealand Society of Animal Production* **55**, 176-178.
- Lee, J., Rounce, J.R., Mackay, A.D. and Grace, N.D. (1996). *Australian Journal of Agricultural Research* **47**, 877-894.
- Grace, N.D. and Watkinson, J.H. (1988). *Proceedings of the New Zealand Society of Animal Production* **48**, 257-260.